



#1 - CAMERA OBSCURA

ONE BEAM OF

LIGHT

“Light can be gentle, dangerous, dreamlike, bare, living, dead, misty, clear, hot, dark, violet, springlike, falling, straight, sensual, limited, poisonous, calm and soft”

Sven Nykvist

Concord

LIGHT
COLLECTIVE

A beam of light is defined as: a ray or collection of parallel rays emitted from the sun or other luminous body but we know a beam of light is more than this. A single beam of light creates an incredibly powerful and evocative image. Whether you consider the archetypal shot of rays of light from a cloud, daylight streaming in through the oculus of the Pantheon or the windows of Grand Central Station, there is something in the purity of a single beam of light that moves us all.

One Beam of Light is a global photographic project based on the creative use of light. It is a crowd sourced collection of stunning and inspirational images that start with a single source of light.

The premise of the project was drawn from the artwork of Peter Callesen. We were inspired by the simplicity of his work and his ability to make endless creations from one sheet of paper. We wanted to translate this to our world and considered a single beam of light to be a comparable medium – light stripped to its barest essential. There are many different things that can be done to alter or manipulate a single beam: diffusion, diffraction, reflection...

One Beam of Light afforded us and the participants the opportunity to explore and demonstrate them to the world.

Light Collective are passionate about light and passionate about sharing. One Beam of Light has created an opportunity for us to work in a truly collective way. Here's what you did with one beam to show the world its versatility, its inherent beauty and your ability to manipulate it...

Thank you for sharing.


Martin Lupton and Sharon Stammers (aka Light Collective)





#3 ARTICULATED INTERSECT, RELATIONAL ARCHITECTURE 19

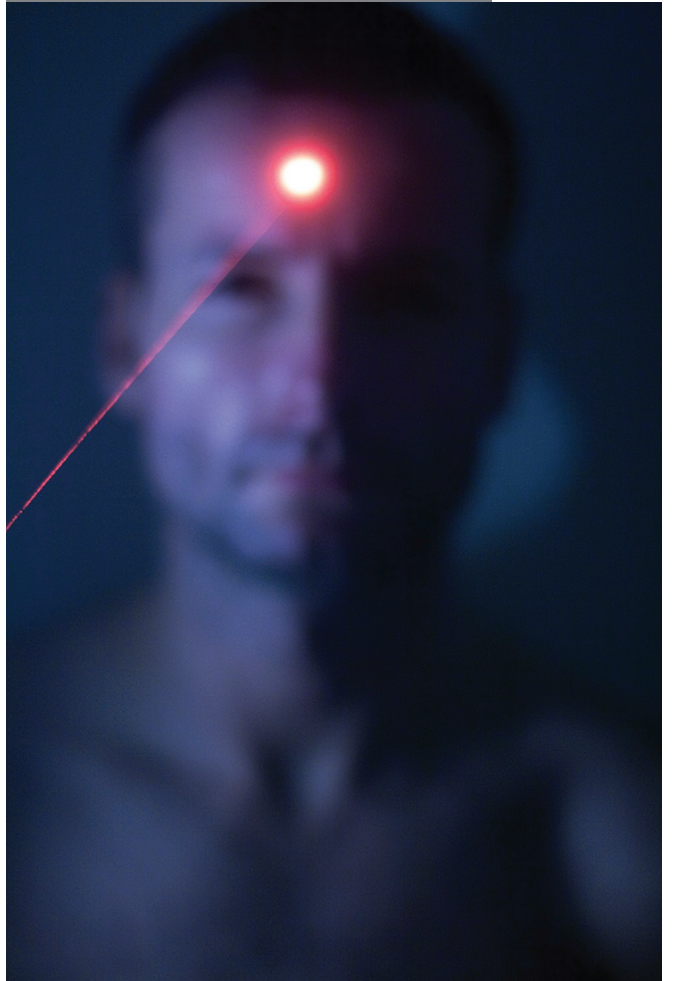
#4 LIGHT SPACE



#5 LED BEAM



#6 THE LAST BEAM I SAW





#7 BRIGHT SKYLIGHT AT NIGHT



#8 ARCADES

“Goethe’s final words: “More light.”

Ever since we crawled out of that primordial slime, that’s been our unifying cry, “More light.”

Sunlight. Torchlight. Candlelight. Neon. Incandescent. Lights that banish the darkness from our caves, to illuminate our roads, the insides of our refrigerators. Big floods for the night games at Soldier’s field. Little tiny flashlights for those books we read under the covers when we’re supposed to be asleep.

Light is more than watts and footcandles. Light is metaphor. Thy word is a lamp unto my feet. Rage, rage against the dying of the light. Lead kindly light amid the encircling gloom, lead thou me on, the night is dark and I am far from home, lead thou me on. Arise, shine, for thy light has come.

Light is knowledge, light is life, light is light.”

Chris Stevens, Northern Exposure
Season 4, Episode 18


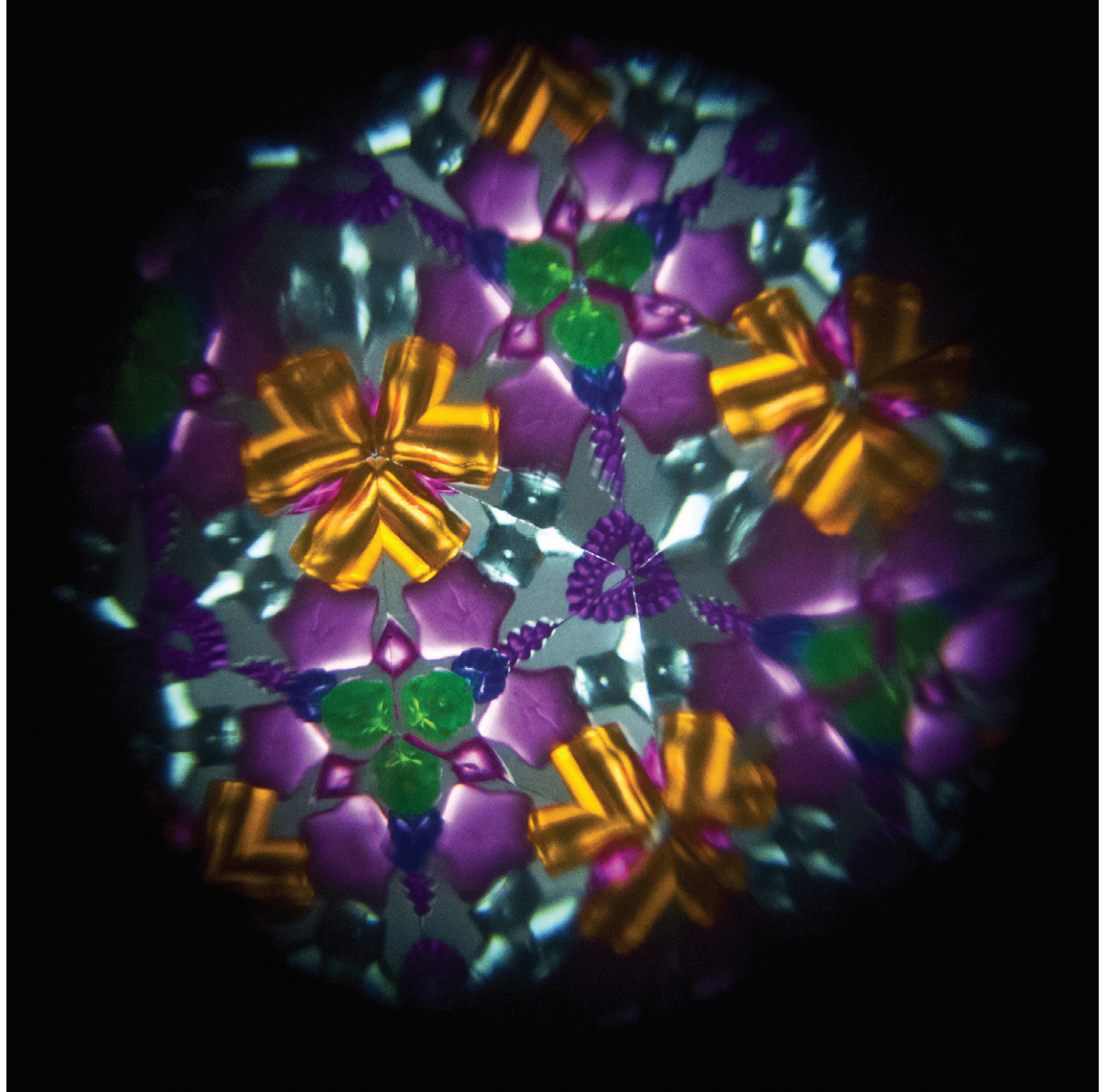


#9 EPIPHANY




#10 DIVISION

#11 COMING FROM CHILDHOOD





#12 A SUSTAINABLE WORLD OF LIGHT

#13 AURORA THE EXPLORER



#14 REFLECTION





#15 COLOUR BLEND



“The rainbow mirrors human aims and action.
Think, and more clearly wilt thou grasp it, seeing
Life is but light in many-hued reflection.”

Goethe

#17 SPECTRAL BEAM: LOW VOLTAGE HALOGEN




#17 SPECTRAL BEAM: LED



#19 A BEAM OF LIGHT IS A MESSENGER



#20 WINTER SOLITUDE




#21 FROM ABOVE

#22 THE FRAMELESS WINDOW






#23 LIQUID LIGHT



#24 MAGNIFICATION



#25 GROWING LIGHT - TAKING SPACE



#26 LIGHTSCAPE 1


#27 LIGHTSCAPE 2





#28 SMOKE

#29 ONCE



“Better to light a candle than to curse the darkness.”

Chinese Proverb



#30 ETERNAL LIGHT



#31 RIVINGTON STREET

#32 ATACAMA SUNSET






#33 SUN SPOT LENAUSTRASSE

#34 SANTOS DUMONT



#35 COLLATERAL SCATTER








#37 LIGHT GRAFFITI

#38 STILL LIFE IN THE OHP






#39 MIRRORBALL 1

#40 MIRRORBALL 2






#41 REFLECTIONS

#42 TRIP TRAP







#43 DEFLECTION




#44 GEODETIC KALEIDOSCOPE RED




#45 PENTA KALEIDOSCOPE BLUE



#46 RE-FRACTURED SPACE



#47 THE LADY FROM SHANGHAI




#48 SPHERE MEMORIAL




#49 HAUNTED BY HIS FLIPPED OUT DREAMS




#50 ABSINTH MINDED



#51 THE ARBITER




#52 REFRACTION



#53 REFLECTION FOR DREAMS 1

#54 REFLECTION FOR DREAMS 2





#59 REFLECTIONS 3



#60 REFLECTIONS 4

#61 REFLECTIONS 5





#62 REFLECTIONS

“No corporeal substance can be

LIGHT COLLECTIVE

The concept for One Beam of Light was conceived and developed by UK lighting consultancy Light Collective, which is made up of designers Martin Lupton and Sharon Stammers. Light Collective operates on a set of 12 rules, six of which are covered by this project:

- #1 Be evangelical about light
- #2 Innovate
- #3 Inspire
- #4 Engage
- #5 Educate
- #6 Encourage collectivism

CONCORD LIGHTING


The project was made possible through the generous support of Concord, one of Europe's most respected architectural lighting brands and a keen supporter of innovative lighting design. Part of the Havells-Sylvania Group and with a strong manufacturing base in the UK, Concord is renowned for its strong design ethos, high technical performance and aesthetic form. Concord offered the recently launched, cutting-edge Beacon Muse LED Projector to invited participants, aiding them in the creation of their photograph. Some participants received a projector with a gobo, some an iris and some a framing head.

THE CURATORS

The One Beam of Light submissions were curated by a guest panel of prominent industry figures: Keith Bradshaw of Speirs & Major, Gerd Pfarre of Pfarre Lighting Design, Matt Clark of UVA, Paul James of mondo*arc and Terence Woodgate of Studio Woodgate. The panel adhered to a judging criteria that reviewed creativity and technical ability, whilst also taking photographic quality into account. They selected 31 images for the exhibition from the shortlist published here.

GNI

GNI Projects is formed by a collective of three designers from different backgrounds and disciplines. It comprises of Graham Rollins, Ingo Kalecinski and Nils Rigbers. GNI were specifically commissioned to create an installation for the One Beam of Light exhibition. The sculpture physically illustrates the essence of the photographic contest. A beam of light transverses a void as a seemingly random three dimensional vector, and only reveals its purpose from a single perspective.



CREDITS AND LINKS

The One Beam of Light concept and development:

Light Collective

www.lightcollective.net

Lighting and Support:

Concord Lighting

www.concord-lighting.com

Curators:

Keith Bradshaw - Speirs and Major

www.speirsandmajor.com

Matt Clark - United Visual Artists

www.uva.co.uk

Paul James - Mondo Arc

www.mondoarc.com

Gerd Pfarre - Lichtplanung

www.lichtplanung.com

Terence Woodgate - Woodgate Studio

www.studiowoodgate.com

Special Installation:

GNI Projects

www.gni-projects.com

Exhibition Build:

Hart Wilcox

www.hart-wilcox.co.uk

Website and Brand Design:

Octopus Ink

www.octopus.sg

PR and Organisation:

Wildwood PR

www.wildwoodpr.com

Special Thanks:

Institute of Contemporary Arts

www.ica.org.uk

ALL ENTRIES AVAILABLE TO VIEW ONLINE:

www.OneBeamOfLight.com

#1 CAMERA OBSCURA - Sotirios Stamatopoulos, dpa lighting consultants (UK). The medium that stores the image is irrelevant; the act of opening a shutter to allow light in the device has defined a camera's function since their inception. Reversing the natural order transforms the camera to a light emitting vessel, its precise optics allow total control of light. **#2 LIGHTFALL - Miss Céline Deceuninck, Electric & Arts (BEL).** On a life's journey we come across many intriguing scenarios. Light often plays an important role. Our setting is an old abandoned flax factory where the tension of hard labor still lives in the ruins. Moonlight finds its way through the openings of what used to be brick chimneys. Model: Alexandra Bienfet, Photo: Marc Wallican. **#3 ARTICULATED INTERSECT, RELATIONAL ARCHITECTURE 19 - Rafael Lozano-Hemmer, Antimodular Research (CAN).** Musée d'art contemporain de Montréal, Québec, 2011. Photo: James Ewing. **#4 LIGHT SPACE - Talina Aguila, Lightteam SC Gustavo Avilés (MEX).** One beam of green light created in an experiment. Lines of light in space from origin to end. **#5 LED BEAM - Steve Ward (UK).** The image you see began life as a mix of LED torch, cardboard, dark card, spherical candle holder and a wooden table assembled in a garage. After some failed initial attempts I angled the torch beam towards the sphere whilst the torch remained against the dark card and a successful image was achieved. **#6 THE LAST BEAM I SAW - Tommaso Gimigliano (UK).** Allegory of Death. The last beam I saw. A laser pointer in the middle of forehead as a denunciation of the wrong use of technology in society. An extreme metaphor of countless issues linked with wrong use of light (biochemical hormonal alteration in the human being, light pollution, circadian rhythm alteration, etc). **#7 BRIGHT SKYLIGHT AT NIGHT - Alexander Bittiner, LDI (UK).** Bright Skylight at night is an amalgamation of ideas and inspirations drawn from the function of the luminaire and my fascination with the interrelationship between windows and interior spaces. The window frame acts as a framing projector and the light is indirectly reflected from the glass to light the space below. **#8 ARCADES - Conny Freyer, Troika (UK).** Arcades' is an installation that inscribes one architectural space within another; an arcade made of light. It is given form by 14 pillars of light that are shaped by fresnel lenses refracting the rays that travel through their focal points creating a spatial suspension of disbelief. **#9 EPIPHANY - Declan Sullivan, Sotirios Stamatopoulos, dpa lighting consultants (UK).** An epiphany is not only a 'eureka moment'. It can also be a sudden discovery of the results of our efforts. It is impossible to predict when chaotic experiments will realise their potential. This image was created by projecting an intense beam of light into the sky. **#10 DIVISION - Christopher Bauder, WHITEvoid Interactive Art & Design (DE).** Haze turns light into a material that can be shaped and formed. Still intangible but almost physical the light changes from illuminator to actor. **#11 COMING FROM CHILDHOOD - Anne Bureau, Wonderflight (FR).** The magic of an image of little coloured pearls in a kaleidoscope. A memory from childhood to show how a single beam of light can open up entire worlds in the imagination. As with all childhood memory, some parts of the image are sharp and some are out of focus with obscurity around. **#12 A SUSTAINABLE WORLD OF LIGHT - Thomas Wensma (NE).** Sometimes something great happens when you just go and play with light and materials. Using a plate that has a special 'cracked' coating placed on top of a RGB LED light, this amazing effect was created. I used a green colour to create a sustainable 'World of Light'. **#13 AURORA THE EXPLORER - LAPD Lighting Consultants (UK).** This effect was an accidental discovery in the kid's bedroom. A playful light source was reflected onto some Christmas decorations to create a mix of white and coloured light onto the wall behind, reminiscent of the Aurora Borealis. **#14 REFLECTION - Peter Fink, Form Associates (UK).** The projector was reduced to a 2mm beam which was tightly focused on two layer glass composite panels with three layers of different metallization patterns including mirror and dichroic. The inspiration was the exploration of multiple reflections and colour. Photographed on the iPhone. **#15 COLOUR BLEND - Brian Healy (UK).** Light from a small strip of high performance LED is passed through a large water globule on a highly reflective surface. I wanted to portray that a beam of light can be manipulated from a straight and narrow source. **#16 FIRE MELTING INTO WATER - Ta-Wei Lin, CMA Lighting Design (TWN).** An elemental installation which juxtaposes the opposites of fire and water, darkness and light. Transformation from one to the other. Everything is in a constant state of change. Glass clouds our line of sight. Giving birth to a vision. Fire melting into water. **#17 & #18 SPECTRAL BEAM - Thomas Schielke, Arclighting (DE).** The foil in the spectral glasses splits the light into its different visible electromagnetic waves. This transmissive optic creates a rainbow of colours. Wide rainbow patterns derive from a more diffused light source, whereas a narrow rainbow implies a brilliant one like LED or a low voltage halogen lamp. **#19 A BEAM OF LIGHT IS A MESSENGER - Andrés Sánchez (DE).** Light communicates. "If we do not burn in flames, who will light up this darkness?" is the slogan of #YoSoy132, an international student movement centered on the democratization of Mexico. A Concord Beacon Muse gobo projector, their slogan printed onto acetate gobo and four members of the group were required. **#20 WINTER SOLITUDE - Nayan Kulkarni, NK Projects (UK).** My favorite location in Shetland, Nesbister Bod is perched on the edge of the Atlantic. The dark sky and the remote beauty of the location inspired me to take Matsuo Basho's slightly altered haiku into a force 8 wind and rain. Equipment: Jalarka, JAL-Maxi-W on battery, 160mm f2. **#21 FROM ABOVE - Rachel Ferriman, Christopher Knowlton, Cis O'Boyle (UK).** Tiny pin-pricks punctured through cardboard and back-lit to describe London's luminous environment seen from the sky at night. We wanted to find a way to represent the whole city's light output using a single source of light. Equipment: 500W dimmed floodlight - theatre lantern, matt black cardboard. **#22 THE FRAMELESS WINDOW - Ewen Cafe, 3D Lighting Design (NZ).** In this image I was trying to recreate the effect of moonlight through a window with a surrealistic positive-negative feel hence the silhouette of the frameless window on the wall. My model Hannah adds a sense of foreboding and scale to the scene. **#23 LIQUID LIGHT - Adam Busby, dpa lighting consultants (UK).** This image of a single beam of light directed onto stone steps was inspired by the manner in which light follows form. The long exposure of the camera shot exaggerates the brightness and movement of the light over the angled surface; creating the illusion of a flowing liquid. **#24 MAGNIFICATION - Adam Busby, dpa lighting consultants (UK).** This image was captured using a simple long exposure and a rapidly moving a single light source. The photograph represents the structural form of one beam of light, a beam of

electromagnetic radiation. **#25 GROWING LIGHT - TAKING SPACE - Mr Stefan Lotze, Gorillalighting (DE).** Fine trails of light growing into the dark, still in the shadow of perception...but the lines begin to capture the room and create their own space". One beam of light captured in fibre, reflected over and over again. **#26 LIGHTSCAPE 1, #27 LIGHTSCAPE 2 - Nic Newton with Studio of Cinematic Architecture (UK).** The images are created in collaboration with the artist Nic Newton. The project aims to create fluid and unfamiliar landscapes using a camera, a beam of light, water and paint. **#28 SMOKE - Joost Witsenburg (NE).** Since light is only visible when reflected, my main challenge in this contest was to choose the right medium. For this image four sources of light, sadly, had to be extinguished in order to show one beam of light. **#29 ONCE - James Newton (UK).** A prayer candle was purchased from a Cathedral and lit. One photograph was then taken each minute for one hour. **#30 ETERNAL LIGHT - Spyros Perdiou (GR).** I liked the idea of a "fake" light source and also the fact that the lamp was already there, in a natural environment, for anyone willing to guide his attention to it. Above all, it's a tribute to the excellence of natural light and the ultimate light source: our sun. **#31 RIVINGTON STREET - Despina Tselegkaridou (UK).** The sun in London can create beautiful effects. The angle that the photo is taken allows for the beam of light to reveal itself, perfectly shaped - almost like a sculpture. **#32 ATACAMA SUNSET - Josefina del Campo Sabbagh (CHI).** Sunset at the Moon Valley, Atacama Desert, Chile. The "Noche Zero" team enjoying the nature of the Cordillera de la Sal, waiting for sunset, which turns the valley red. **#33 SUN SPOT LENAUSTRASSE - Herbert Cybulska, Cybulska + Partner (DE).** There is one spot light that can illuminate my new office in Frankfurt — only in the afternoon. The Gobo is made by nature. The Glass in my window helps a lot. We call this spot the "Sun". Shot with a LEICA-D-Lux 5. **#34 SANTOS DUMONT - Guinter Parschalk, Studio IX (BR).** Waiting at the Santos Dumont airport to take a plane to São Paulo, the big light beam from nature created this light and shadow image. **#35 COLLATERAL SCATTER - Nathan Thompson, The Flaming Beacon (AUS).** I found a (well, the) really really really bright light and arranged it to shine sideways through a few thousand cubic kilometres of varying density air. The resultant graduated blue scatter is pretty beautiful, as suspected. (Picture is retouched to spot out some blemishes on the pressure vessel opening). **#36 LAYERS OF HISTORY - Ashley Rogers, Sotirios Stamatopoulos, Matt Waugh, dpa lighting consultants (UK).** The re-creation of the past memory of an old village post office projected upon the present day location using one source of light. The outcome is a ghostly illusion of the previous occupants as they revisit their former home. **#37 LIGHT GRAFFITI - Stefan Lotze, Gorillalighting (DE).** Deliberately created as temporary items, light graffiti creates public presence in the urban space and raises awareness of light - with light! It can revitalize (non) places, draw attention, give them a face and create an identity. Projection with glass-gobos. **#38 STILL LIFE IN THE OHP - Rachel Ferriman, Christopher Knowlton, Cis O'Boyle (UK).** Paying homage to the OHP – it's scale and wonder. The interaction between people and light really illustrate the impact a single source of light can have. So much fun! Equipment: White emulsion on wall, overhead projector, wooden stepladder, feather duster, broom, models x 2. **#39 MIRRORBALL 1, #40 MIRRORBALL 2 - Rachel Ferriman, Christopher Knowlton, Cis O'Boyle (UK).** We wanted to capture shadow, form and multiple reflections and decided that a static mirrorball would be an ideal choice for this. Equipment: White emulsion on wall, 24 inch mirrorball, 750w theatrical lantern. **#41 REFLECTIONS - Denny Voch (AUT).** Mirror facets randomly placed on an old window, lit with an digital multiple line gobo and LED projector. The shot shows the pattern four times: 1. the real pattern 2. the shadow 3. the reflection 4. the beams. **#42 TRIP TRAP - LAPD Lighting Consultants (UK).** The interaction of light with water and the many resulting effects was the inspiration here. The light source illuminates the stones beneath the water and reflects upwards to light the brickwork. The top layer of water is visible flowing by as is the reflection of the brickwork in the water. **#43 DEFLECTION - Christopher Bauder, WHITEvoid Interactive (DE).** Haze turns light into a material that can be shaped and formed. Still intangible but almost physical the light changes from illuminator to actor. **#44 GEODETIC KALEIDOSCOPE RED - Guinter Parschalk, Studio IX (BR).** Moving a laser pointer on the internal mirror surface of one of my lighting fixture prototypes from the Geodetic Kaleidoscope series. The idea was to reveal the reflective topography of the surface with one laser beam trajectory. **#45 PENTA KALEIDOSCOPE BLUE - Guinter Parschalk, Studio IX (BR).** A blue led pen projects light onto the internal mirror surface of the Pentelight fixture prototype. The idea behind this image is to fuse two spatial principles, kaleidoscopic visual perception and the geodesic surface composition. **#46 RE-FRACTURED SPACE - Nathen Files, California Institute of the Arts (USA).** Refracted Space deals with the interaction of light as a broken state. The light changes from a single beam that breaks into many spears which then cut through the atmosphere. These beams create voids and shadows like making memories and forgetting moments in the human mind. **#47 THE LADY FROM SHANGHAI - Duilio Passariello, Light-Plus (ESP).** The use of planes of transparency suggest depth in a fractured geometrical structure. Outside single source plus a single green gel create an approximation of a science fiction image. The light traverses the medium and produces the multitude of reflections. **#48 SPHERE MEMORIAL - Magali Méndez, Sáas Lighting and Gabriela Santos, Tertulia (MEX).** One beam of light projected onto a stained steel surface with welded rods refracting the light and changing its direction. The intention is to make the flat surface appear like a sphere caused by the different directions that light takes. A light memorial. **#49 HAUNTED BY HIS FLIPPED OUT DREAMS - Tim Carr, Tim Hunt, Carter Leung, Arup Lighting Sydney (AUS).** The entry utilises the Concord Beacon Muse framing projector, prismatic diffusers and a smoke machine. **#50 ABSINTH MINDED - Jay Dompur & Tammy Ching-Ching Wu (USA).** The swirling light of a fluorescent batten dancing around an empty glass calls you to remember those wild nights of heavy drinking and regrettable mistakes.

#51 THE ARBITER - Michael Rhode, L-Plan (DE). Light is the arbiter of surface, of texture, reflectivity and absorption, turning material into magic. This beam of light is modulated by the shape of the acrylic plate. It refracts light creating a pool of spiky light beams. The presence of the object is captured on the prismatic mirrored surface. **#52 REFRACTION - Farhad Rahim, BDSP (UK).** The image shows the refraction of a single beam of light using prismatic diffusers. **#53-56 REFLECTION FOR DREAMS - Christina Augustesen (DEN).** One beam of light is reflected and spread in different directions creating layers of light and shadows. The beam of light is the foundation for the creation of shapes and spaces for living and in dreams. **#57-62 REFLECTION - Irene Bas, Alvaro Valdecantos, Lightmade (ESP).** This image is part of a series of reflections about space-time; a research on the perception of the different points of view and the thicknesses of a light beam. It plays with light's physical properties using mirrors to describe the linear and cyclical concept of time. In that context, time becomes geometry and volume in a continuous light movement. **#63 AGAPANTHUS SHADOW - Darrin Schreier, Aurecon (AUS).** My wife has been trying to grow these for years with little success. Some of them finally flowered so I thought I would frame them for her. **#64 LIGHT GRID - Alfredo Acosta, Arquitecto Técnico (ESP).** Light Grid was an unexpected encounter. I opened the door and found this expression of light projected onto the floor. The moment was inspiring and I wanted to share it. **#65 THE MOONWATCHERS - LAPD Lighting Consultants (UK).** 'Moonwatchers' was created using a narrow beam of cool white light to illuminate through a stencil onto a wall. The stencil had a thickness of 15mm to create blurring to the edges of the shadows. This, along with the softly fading spill light, helped to produce the ethereal feel. **#66 GERMANICUS SAVELLI & TWINS - Eric Gall, Chateau de Versailles (FR).** Tonight the Sun King was in shadow. I tried to find the furtive images hidden during the night with focus on the scaffold, scale and the marble. 36 original antique statues or XVIII century 'antiquity' style. ("Versailles & l'Antique"). **#67 MARIA LUCIA - Paolo Portaluri, HPPH (ESP).** "I owe everything to the sun. Especially my shadow". A single bulb moving along an arc generates different shadows, like the sun in its orbit. Its patterns are revealed by the shadow and expanded in an endless drawing. Reflections add "fluid" effects. **#68 ONE BEAM BUDDHA - Kam Dhatt (AUS).** The idea came about when playing with camera lenses and the Concord Beacon Muse projector, seeing how the different SLR lenses projected refined light - led to the idea of creating a silhouette projection of the Buddha, with the overlapping spill light adding a halo effect, all very moody and in spirit of the photographic competition! **#69 SHADOW DANCE - Dorit Bagehorn, GIA Equation (UK).** I am a real sucker for the beautiful dance of light and shadow. The combination of the half-opened blinds and the wind-stroked branches of the big tree outside my window created this wonder on my bedroom wall. **#70 YING YANG - Paolo Portaluri, HPPH (ESP).** Shadow and light are seemingly dualities of the same phenomenon. In the darkness there is always some light, and vice versa. In a moment, the illuminated bird will join its own shadow. The two manifestations give rise to each other and transform into each other in turn, in a dynamic equilibrium. **#71 FLYING GIRL - Sandra Luna-Moreno, Sandra Luna Design (MEX).** The Flying Girl is a representation of how shadows and transparencies can transport us to a different dimension. Equipment: Wire, color filters, white foam board, Xicato LED Module Artist Series: 95 CRI, 3000 Kelvin CCT, 1000 lumens. **#72 CHIAROSCURO OAK - Walter Holt, Installations of Light (UK).** Oak Trees at Mount Stewart National Trust Garden lit by a ground mounted iGuzzini Lingotto containing a 400W cool white metal halide lamp. Photographed with a tripod mounted Olympus EP-1 set 15 seconds at f5.6, ISO 200. **#73 FRAGMENTED FILAMENT - Graham Rollins, Lighting Design International (UK).** A single beam of light projected through abstracted suspended foliage, like sunlight breaking through a natural canopy to the floor below. The gobo creates the outline of the iconic and soon to be extinct GLS, while the leafy natural shadows combine to symbolise the new sustainable future of LED lighting. **#74 RAYS OF LIGHT 1, #75 RAYS OF LIGHT 2 - Stefan Lotze, Gorillalighting (DE).** Inspired by a mystically foggy forest scenery. A horizontal shaped beam breaking through the tree trunks. **#76 CORONA - Stefan Lotze, Gorillalighting (DE).** A sharp-shaped beam behind the trunk, slightly beyond the edge of the tree. Inspired by the mystical atmosphere of a winter night. **#77 LOST IN HAZE - Stefan Lotze, Gorillalighting (DE).** Inspired by a mystically foggy forest scenery. A beam shaped to the trunk and hidden behind. **#78 BERLIN NIGHT WALK - Aikestie Skarlatou, GIA Equation (UK).** This was taken in Berlin, walking on a summer night in the arty neighborhoods of the east. I found the simplicity of the installation and the striking effect it had on the dark street stunning. Being in Berlin, reminded me of Expressionism and the light qualities of that era. **#79 GREEN FINGERS - Juliette Nielsen, Beersnielsen Lichtontwerpers (NED).** Green fingers' have the ability to make things grow, of course through trial and error. If you keep trying you can grow beautiful flowers (and shadows). Using combinations of lenses in front of the beam. **#80 COOL BEAMS - Katie Hanchard-Goodwin, University of Glamorgan (UK).** Cool Beams' was shot in colour in the stairwell of University of Glamorgan. The effect was achieved using the cool white Concord Beacon Muse projector ('framing' version) which allowed me to achieve the precise angles necessary for the composition. The resultant shadow play forms the basis of my image. Inspired by the work of Escher, I like the idea of simplicity and order in a disordered way. **#81 EXPLORATION OF ARCHITECTURAL ELEMENT WITH ONE BEAM OF LIGHT - Yeonhee Lee, Studio of Cinematic Architecture (UK).** It is an exploration of one light and an architectural element. The one beam of light illuminates white on the black that is divided by stairs but the stair doesn't exist visually. **#82 LIGHTMADE 1 - Irene Bas, Alvaro Valdecantos, Lightmade (ESP).** Creating interactive experiences between light, architecture and people. The wall becomes a canvas upon which the stairs path is drawn with light and texture. **#83 SHOW ME THE WAY - ACT Lighting Design (BEL).** We think that the beauty of light exists in its interaction with living creatures. We used the small people facing a hidden source of light to emphasize its social aspect. It is the light that makes them turn in the same direction and connect them. Equipment: Altman profile projector with iris, soil, smoke and Playmobil figurines. **#84 LIGHTMADE 2 - Irene Bas, Alvaro Valdecantos, Lightmade (ESP).** This project involves a wall as part of a staircase where a path with light and texture can be followed. The wall becomes a natural touchscreen where our hands reflect the emission of light creating interactive experiences between

light, architecture and people. **#85 ONE BEAM - Rachel Ferriman, Christopher Knowlton, Cis O'Boyle (UK).** Paper mache letters and 2 fistfuls of flour are used to make the invisible visible. Equipment: One Beam, 2012 paper mache letters on pine frame, 750w theatrical lantern, plain flour. **#86 STILL LIFE - Rachel Ferriman, Christopher Knowlton, Cis O'Boyle (UK).** A simple anglepoise lamp silhouetted against a white cyclorama. We wanted to show off the elegance and precision of this classic lamp and the soft light it casts. Equipment: White emulsion on wall, wooden plinth & black anglepoise. **#87 LIFE DRAWING - Rachel Ferriman, Christopher Knowlton, Cis O'Boyle (UK).** We shuttered the beam and dimmed the light to capture human form in silhouette. We wanted the image to be delicate and sketch like. Equipment: A 750w profile (theatre lantern) and volunteer. **#88 SOPDET - Francis Milloy (USA).** This image is the result of an exploration of the basic relative and reflective nature of visible light. The elements used are a single source of light, a little space and some high contrast reflective materials. **#89 TWILIGHT AT THE SEA - Magali Méndez, Saas Lighting and Gerado Navarrete, GEYKA (MEX).** One beam of light projected on a gray wall over a marble surface creates a shiny light halo rising from the right, making it appear as if it is upon the sea. Moon mists emerging from the horizon while white sand and ocean are clothed in sombre gray. **#90 ONE BEAM - ONE TEAM - Lichtvision Design & Engineering GmbH (DE).** One Beam = One Team. **#91 SPOT ON - Sjoerd van Beers, Beersnielsen Lichtontwerpers (NED).** Model: Lara. Fixture: Concord Beacon Muse Iris LED Projector. **#92 FEBRUARY IN ST. PETER - Roberto Corradini (ITA).** It was a sunny Sunday morning in February, when I entered the St. Peter Basilica in Rome. The light from southeast hit the statue of Saint Maria Maddalena Sofia Barat, sculpted between 1932 and 1934 by Enrico Quattrini (1869-1950). After the surprise, I closed my mouth and took the shot. **#93 EXPOSED - Katherine Lindsay, Amy Ruffles (USA).** A personal exploration of camera obscura techniques led to the discovery of exposure of the inner workings of a bare lamp. One beam of light projected through a pin hole reveals what cannot usually be seen by the naked eye, defying the light which obscures it. **#94 KILO LIGHT - Guinter Parschalk, Studio IX (BRA).** The idea was to reveal one beam of light in a one kilo tin package full with water. The light beam is located under the tin and projects through a hole. The outside soft light was created by the reflection on a white ceiling. **#95 EIGHT TRACK - Nicholas Diaz, California Institute of the Arts (USA).** In Eight Track, a single moving beam of colored light moves so rapidly the human eye cannot perceive the pattern created. With photography, time is paused and what is revealed is the color shifts and the repeating journey of light, suspending the hues forever in time. **#96 SPECTRES OF LIGHT - Zack Wiegand & Jenny Nicholas (USA).** Launching from the idea of light physically binding a 'foundation', we set out to capture light asserting itself over a structure – representing a relationship that exists halfway between reality and illusion. To us, the association between light and the paranormal is powerful, and capturing these 'spectres of light' reveals the supernatural properties of light and how they change our perception of objects and space. **#97 SUNFLOWER - Richard Bracebridge, Light Works Ltd (NZ).** My inspiration was "scale". I considered a subject in "close up" and how a single controlled beam of light could be manipulated to reveal this subject in macro. The sunflower is separated from the background to frame and to add accent. A simple handmade gobo and dimming adds some additional texture. **#98 HOW FEW? - Glenn Shrum, Flux Studio (USA).** How few direct rays of light comprise one beam of light? Too little, as with a camera obscura and the beam edge is blurred from reflected light. My submission is a study of this question. **#99 NEW YEAR'S EVE - Kylie Kelso-Smith (AUS).** New Year's Eve kicked off early, our children delighted in giant sparklers and as they waved them around we enjoyed the pure light effect that this created. Enjoying what we saw, we experimented further, this simple act filling us with joy. **#100 THE OUTCAST - Tom Hunt, Wildwood PR (UK).** If you look closely you can see the outcast, sitting alone by himself - seemingly distant to the world of light alongside him. I wanted to keep this image simple and on point - two colours, complete contrast, one beam of light. **#101 LIGHT CIRCLE - Nick Hoggett, Fiona Acton, Ian Clarke, Declan Sullivan, Adam Busby, dpa lighting consultants (UK).** This image in rural Oxfordshire with no artificial lighting in the vicinity uses "one beam of light" to connect the Neolithic ceremonial circle "Rollright Stones" and form a light connection with apparent solidity in a dynamic and visually powerful manner. **#102 RED BEAM - Steve Ward (UK).** I was so happy that I had managed to capture 1 motorbike trail - then to my horror a second motor bike passed while the shutter was still going through its cycle of 15 seconds. **#103 REVEALING THE DARKNESS - Playlight (POL).** "It is only with the heart that one can see clearly; what is essential is invisible to the eye." - Antoine de Saint-Exupery, "The Little Prince", 1943. Materials: chalk board, washing powder, UV fluorescent tube and Panasonic Lumix. **#104 THEATRE SPOT NIETHAMMER ENIZOOM - Herbert Cybulska, Cybulska + Partner (DE).** The Enizoom Profile Spotlight was THE tool for creative lighting in theatre for 20 years. I opened it, dimmed the lamp and used another with a gel to light the inner space. We also need tools this good in the digital age. Shot with Olympus E3 / Zuiko15-54mm. **#105 HORIZONTALS INTO LA PESCADERIA VIEJA OLD MARKET - Jesus Marin Clavijo (ESP).** This image depicts light in motion. With the shutter in B position and the beam of light writing over the camera sensor, it is a work where the principal concept is occupying the total space. **#106 WORDS OF LIGHT - Steve Ward (UK).** This was the 18th attempt to get this correct on a 30 sec exposure. I had to press the remote shutter walking backwards, write the words backwards in thin air and remember the spacings. **#107 THE BIG BEAM! - Mark Major, Speirs & Major (UK).** Definition: Beam v.intr. To radiate light; shine. To smile expansively. My daughter's smile was the inspiration. It 'radiates'! I got her to place a small battery operated LED in her mouth such that her teeth diffused the light. By adjusting the source we managed to emit one beam of light.

Images numbered #2, #5, #7, #8, #19, #20, #21, #23, #25, #27, #28, #30, #31, #33, #35, #36, #43, #54, #59, #70, #72, #76, #80, #84, #87, #88, #93, #98, #104, #105 and #107 have all been selected for display in the Institute of Contemporary Arts, London opening on Monday 15th April 2013

Concord



THANK YOU

A big thank you to all who participated in our One Beam of Light competition. We really enjoyed your creative use of light. The exhibition runs from 16th – 20th April at the Institute of Contemporary Arts, where the public can enjoy the selected images lit by our Lighting Design Award 2013 Finalist – the Concord Beacon Projector.

Available in three versions, Framing, Gobo and Iris this extraordinary luminaire is a work of art in its own right.

Whether you want to frame an object, highlight a specific feature with a 10° circular beam or project imagery onto a floor or wall, there is a range of 26 Watt, typical CRI (Ra95) models available with a 5 year warranty as standard.

Concord Beacon Projector – the luminaire of choice for lighting professionals.



Framing



Gobo



Iris



so subtle and swift as this.”


William of Conches



#57 REFLECTIONS 1


#58 REFLECTIONS 2





#55 REFLECTION FOR DREAMS 3

#56 REFLECTION FOR DREAMS 4



#63 AGAPANTHUS SHADOW



#64 LIGHT GRID



#65 THE MOONWATCHERS



“.....though we know perfectly well it is mere shadow, we are overcome with the feeling that in this small corner of the atmosphere there reigns complete and utter silence; that here in the darkness immutable tranquility holds sway.”

Jun'ichirō Tanizaki

#66 GERMANICUS SAVELLI & TWINS



#67 MARIA LUCIA






#68 ONE BEAM BUDDHA



#69 SHADOW DANCE

#70 YING YANG





“The tantalizing thing is not always to show the source of light, but the effect of light.”

Edward Degas



#72 CHIAROSCURO OAK



#73 FRAGMENTED FILAMENT



#74 RAYS OF LIGHT 1

#75 RAYS OF LIGHT 2





#76 CORONA



#77 LOST IN HAZE

“There are dark shadows on the earth, but its lights are stronger in the contrast.”

Charles Dickens



#78 BERLIN NIGHT WALK

#79 GREEN FINGERS






#80 COOL BEAMS



#81 EXPLORATION...

#82 LIGHTMADE 1





#83 SHOW ME THE WAY




#84 LIGHTMADE 2



#85 ONE BEAM

#86 STILL LIFE






#87 LIFE DRAWING

“Light is not so much something that reveals, as it is itself the revelation.”

James Turrell




#88 SOPDET





#89 TWILIGHT AT THE SEA



#90 ONE BEAM - ONE TEAM




#91 SPOT ON





#94 KILO LIGHT



#95 EIGHT TRACK



#96 SPECTRES OF LIGHT

“It is the photographing of ordinary things, in extraordinary light, which results in extraordinary photographs.”

David Young



#97 SUNFLOWER

#98 HOW FEW?





#99 NEW YEAR'S EVE



#100 THE OUTCAST




#101 LIGHT CIRCLE



#102 RED BEAM



#103 REVEALING THE DARKNESS





#104 THEATRE SPOT NIETHAMMER ENIZOOM



#105 HORIZONTALS INTO LA PESCADERIA VIEJA OLD MARKET

#106 WORDS OF LIGHT





#107 THE BIG BEAM!

“Be thou the rainbow in the storms of life. The evening beam that smiles the clouds away, and tints tomorrow with prophetic ray.”

Lord Byron

